

Skills for Life and Health and Safety



The Rethinking Construction Report 1998

A) Up - grading re - training and continuous learning are not part of construction`s current vocabulary.

B) Training and quality are inextricably inter - linked, quality will not improve and costs will not reduce until the industry educates its workforce, not in the skills required, but in the culture of teamwork.

only



C) Training will only be given the emphasis it deserves if all major clients give preference to contractors who can demonstrate that they use trained workers. *Clients*

One way of achieving this is for major clients to insist that workers hold valid cards under the Construction Skills Certifications Scheme.

Construction Skills Certification Scheme (CSCS)

**Aims to register every competent
construction operative in the UK
not currently on a scheme.**

Operatives will get an individual registration
card (similar to a credit card) which lasts for 5 years.
The CSCS card also provides evidence that
the holder has passed a valid
national safety test

All workers

1 April 2000

CITB Health and Safety Test

Independent

**35 multiple choice questions from list
in 40 minutes**

**On passing the test, you will have proved
your level of knowledge of health and
safety in the construction industry.**

Construction News

IBP MAGAZINE OF THE YEAR

www.cnplus.co.uk

No 6721

Thursday June 21 2001


£1.70



SPECIAL FEATURE

QUARRYING

Read about the latest developments in quarrying and aggregates in our 16-page special. Starts page 21



ANALYSIS

PFI PITFALL

A new European directive could scupper the government's spending plans. See pages 10-11

■ Workers to get right to down tools on unsafe sites ■ Non-victimisation pledge for whistle-blowers

Majors sign up to safety revolution

Probe into cracks in Barr stand

A SCOTTISH football ground built by stadium construction specialist Barr is due to be inspected by a structural engineer after cracks appeared in the floors, walls and blockwork.


North Lanarkshire Council has called for engineers to check out all four grandstands built by Barr for first division Airdrieonians.

The demand came at a meeting of the council's licensing committee.

To get on site with these big names...



...get your name on an approved* card!



*Member companies of the Major Contractors Group have made the following declaration for their sites – 80% of workers must have a CSCS or affiliated or other MCG approved card by 31.12.02
100% of workers must have a CSCS or affiliated or other MCG approved card by 31.12.03

CSCS
CONSTRUCTION SKILLS
CERTIFICATION SCHEME

Get ahead of the pack. Apply now or you soon won't be allowed on site by any of the biggest employers in the business. For more information talk to your supervisor or call our helpdesk on 01485 578777 or visit our website – www.cscs.uk.com

MCG
Major Contractors Group

PLEASE BRING your CARD
IN Tomorrow 4th July &
Skanska Construction Group Show
to your Supervisor

Are YOU qualified yet?

By the end of 2003 all (eligible) employees working on Skanska sites will need to have an MCG skill card.


The next head count on this site will be on

4th July 2002.

Please bring ALL your skill cards along with you on these dates, including:

- CTA ■ JIB
- CSCS ■ CORGI
- NRSW ■ HVCA
- CISRS

For a full list of approved record schemes please contact the site office



Registration
number



Application for a Health and Safety Test



To book your Health and Safety Test please phone **0870 600 4020**.

Our operators are available from Monday to Friday 8.00 am to 6.00 pm to book your test and receive immediate confirmation of your test appointment. You should have your registration number and Debit/Credit Card details to hand. The cost of the test is £35 if you have not sat the touch-screen test before. The cost for a retest or if you have to take the test as part of your NVQ or Construction Award is £25. Please make sure you highlight whether you are taking a first test, a retest or an NVQ test in the payment section below. If you are unsure as to which test you require, please contact the Helpdesk for further assistance. For phone bookings you do not need to complete this form.

Your Details

Registration Number - If you do not know this number contact the Helpdesk on :-

CTA Card 01485 577877 CSCS Card 01485 578777

CISRS Card 01485 577875

JIBP Plumbers Card 0800 1971060 Demolition Card 01485 578333

Category of Test (Tick one only)

CTA (Plant Operator)	CSCS (Building Trades)	CISRS (Scaffolding)	CTA and Scaffolding
NDTG (Demolition)	NDTG / CTA (Demolition and Plant)	CSCS Supervisor	CSCS Manager
			J.I.B.(PMES) (Plumbers)

Title (Mr/Ms/Mr)	First Names	Surname	Date of Birth

Address - This is where your revision booklet and confirmation letter will be sent.	Postcode	Daytime Telephone No. (inc STD)
		Evening Telephone No. (inc. STD)

Where would you like to take your test?	Centre No.

(See locations and centres numbers overleaf)

When would you like to take your test? (Please allow at least 2/3 weeks for revision time)	

All efforts will be made to book the date specified. If that date is not possible, then a test will be booked for you on the closest possible date. So that we can book a date and time that is best for you, we recommend you telephone us on the number at the top of this form.

Do you require wheelchair access at the test centre? (Please Tick) ☐

Do you have a special need or disability that may require special arrangements to take your test? Eg Dyslexia etc or other reading difficulties. (You will need to send in written evidence from your employer or training provider) ☐

The whole of the practice session and the test itself is available with a Welsh voiceover. Please tick here if REQUIRED ☐

If your first language is not English, please advise of the preferred language for your test. Preferred Language

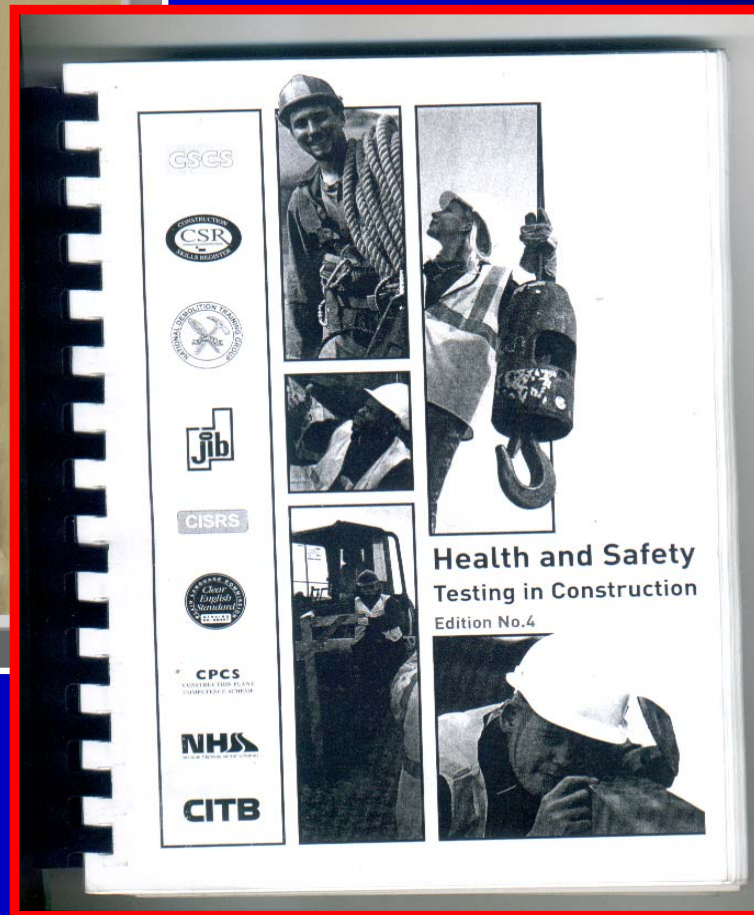

Debit Card or Credit Card Details only

I wish to pay by Mastercard/Visa/Switch/Delta. Please charge my account with £35 ☐ £25 (for retest) ☐ £25 for NVQ Test ☐

(please tick as appropriate) My card number is:

☐ Issue No. (Switch Only) Expiry Date

Title	Name of card holder	Signature of card holder	Date



2

**Why should regular inspections
of the workplace take place?**

A

**To check whether the
working
environment is safe**

C

**To prepare for a visit from
the HSE**

B

**To check that everyone
is doing their job correct**

D

**To check that all staff
are present**

FLAG

3

What is a hazard ?

A

**Something with a potential
to cause harm**

C

**The likelihood of
something going wrong**

B

**Where an accident is
likely to happen**

D

**An accident
waiting to happen**

FLAG

4

If an HSE inspector issues a prohibition notice on a hoist, it means:

A

it cannot be used without supervisor present

C

it can be used as long as everyone takes care

B

it cannot be used until it is put right

D

it cannot be used except by supervisors

FLAG

Congratulations!

CITB Construction
Industry
Training Board

Head Office
Burcham Newton
Kings Lynn
Norfolk
PE31 6RH

MR JOHN JACKSON
27 WIFE OF BATH HILL
CANTERBURY
KENT

you have passed

CT2 8PQ

20 April 2000

Scheme Registration Number: 609928

Dear MR JACKSON

Congratulations! You have passed the CITB CSCS health and safety test. This letter confirms your success. Please keep it in a safe place, as you may need to show it to an employer.

The CITB CSCS will accept this letter in support of your application for initial registration or renewal provided you apply within 2 years of today, 20 April 2000. If you don't apply for your card before 21 April 2002, you will have to pay for and pass another health and safety test.

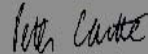
When applying for your CITB CSCS registration card, you will have to complete and send in a scheme renewal form with a recent photo of yourself and payment for the card.

You answered questions incorrectly in the topic areas listed below. These are areas of weakness, and we advise you to seek training in them to build up your knowledge.

Topic Area
Health and Hygiene

Passing the health and safety test is an important step towards competence in health and safety, but it is not the end of the process. It is vital that you put into practice the knowledge used to pass this test. You must also make sure that you keep your knowledge and awareness of health and safety issues up to date.

Yours sincerely,



Peter Castle
Board Secretary

CSCS

CSCS APPLICATION FORM

Not for industry accreditation applicants

SECTION A – you, the applicant, must complete this section. Fill in the blank areas and tick the correct boxes

A1 Your details:	Surname:	CSCS/NVQ/CITB registration number:
First name(s):	Title:	Telephone number (including area code):
Home address:	PEEL OFF TO EXPOSE ADHESIVE AND ATTACH PHOTOGRAPH HERE	Date of birth:
Postcode:		National Insurance number:

A2 My occupation is:	A3 I am applying for:
<input type="checkbox"/> Trainee card	<input type="checkbox"/> Apprenticeship card
<input type="checkbox"/> NVQ/SVQ card	<input type="checkbox"/> Experienced Worker card
A4 I have registered for an NVQ/SVQ <input type="checkbox"/>	A5 I have achieved an NVQ level 2 or 3 <input type="checkbox"/>
A6 I have attached copies of these certificates (if the certificates meet the scheme criteria we will list them on the back of the card):	
<input type="checkbox"/> SVQ level 2 or 3	<input type="checkbox"/> City & Guilds Advanced Craft
<input type="checkbox"/> City & Guilds Craft	<input type="checkbox"/> Scovce (SQA) Advanced Craft
<input type="checkbox"/> Apprenticeship completion	<input type="checkbox"/> Foundation/Advanced Modern Apprenticeship
<input type="checkbox"/> Highways Maintenance Operative NVQ	<input type="checkbox"/> City & Guilds Winter Maintenance Operations/LGNTD or LGMB card
A7 Send my card to: home address in section A1 <input type="checkbox"/> address in section B3 <input type="checkbox"/>	other: <input type="checkbox"/>
A8 I agree that CSCS may pass the information given here to other people who can provide help, information or services connected with my CSCS application and membership <input type="checkbox"/> yes <input type="checkbox"/> no	
A9 I am the applicant and the details on this form are correct to the best of my knowledge.	
Your signature: _____ Date: _____	

SECTION B – your employer, previous employer or main contractor must complete this section

I confirm that:

- B1** the applicant has passed the Construction Health & Safety Test **OR** attended a Construction Health & Safety Course within the last two years and before 1 April 2000 ☐ yes, and course certificate is attached ☐ no, because exemption applies
- B2** the applicant has at least one year on-site experience in the last three after initial training and is competent in this trade ☐
- B3** the details on this form are correct to the best of my knowledge and the photograph is a true likeness of the applicant, who has been known to me for year(s).

Company name (if applicable):	Name:	Tel no:
Address:	Position:	
CITB reg no. (if applicable):	Signature:	Date:

Please tick the box if you want a VAT receipt ☐

SECTION C – FOR EXPERIENCED WORKER CARD APPLICANTS ONLY – to be completed by your NVQ or SVQ assessor or centre representative

I confirm that I have carried out the profiling of the above candidate in the occupation specified in section A2.

Name and address of assessment centre:	Name:	Tel no:
Assessment centre registration number:	Signature:	Date:

NVQ Assessment Center



T. KIRWAN

Groundwork & Civil Engineering

Canterbury Road
Birling Nr Ainstead
Kent TN26 4HF
Telephone: 01233 612414
Fax: 01233 611546
Mobile: 07800 747201

Company unaware of need for protective clothing when working with cement

Man's leg amputated after cement horror

By ALASDAIR REISNER

A WORKER'S leg had to be amputated after he suffered appalling cement burns while laying a concrete floor.

Handyman Kevan Bloomfield of Gravesend, Kent, was helping to lay the floor at the rear of premises owned by Astell Scientific (Holdings) in Sidcup. The site was inaccessible to the concrete deliveryman so Mr Bloomfield had to carry it by wheelbarrow to where it was used.

He kneeled in the concrete wearing only ripped jeans and wellington boots to protect his legs. He worked in this position between 9 am and 12.30 pm, soaking the jeans with a mixture of cement and water.



Kevan Bloomfield's right leg had to be amputated following appalling cement burns

When Mr Bloomfield completed the job, he removed the trousers to find his legs had been burned black by the chemicals in the cement. According to Mr Bloomfield, he was able to see areas where "the burns went all the way through to the bone".

He was taken to the specialist burns unit at East Grinstead hospital, West Sussex, where he was diagnosed as having full-thickness chemical burns. He spent three months recuperating but doctors failed to save his right leg.

Astell Scientific (Holdings) was

fined £10,000 last week at Croydon Crown Court after being found guilty of health and safety breaches.

The court heard the firm had not carried out a risk assessment before starting the work in February last year and was unaware of the risks of working with cement.

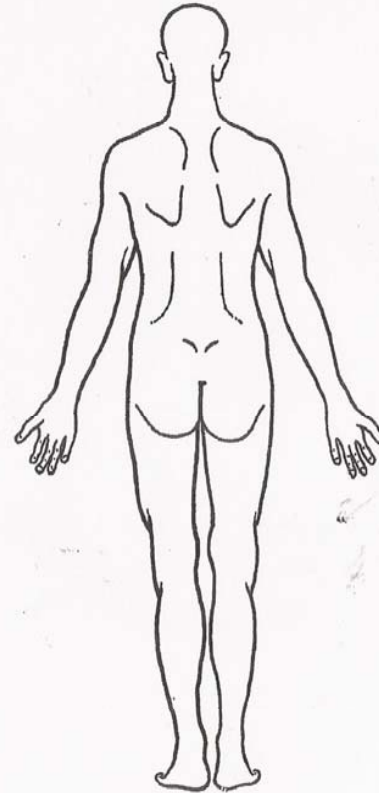
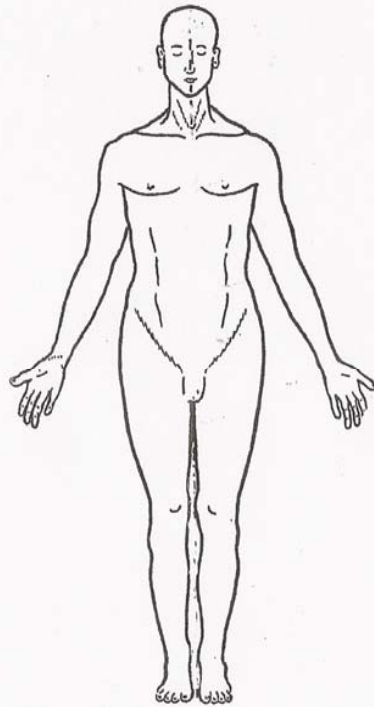
Health and Safety Executive inspector Emma Pettit said it was the most serious case of concrete burns it had ever uncovered.

She said the case should serve as a warning to anyone who works with cement to use the correct safety precautions.

Ms Pettit added: "Workers must be provided with and wear clothes to protect skin from cement, such as gloves, overalls and boots."

alasdair.reisner@construct.emap.com

Body Mapping



AGE.....

TRADE

What does a Construction worker need to be able to do?

Read and understand information

Follow and give written and verbal instructions

Write reports and fill in forms

Calculate Measurements and Quantities

OK

About you, the person filling in this report

Name: _____

Address: _____

Postcode: _____

Occupation: _____

Signature: _____

Date: / /

About the person who had the accident

Name: _____

Address: _____

Postcode: _____

Occupation: _____

Report Number

TEAR OFF HERE ▶

About the accident

Report Number

When did it happen Date: / / Time _____

Where did it happen _____

How did it happen and why _____

Give details of any injury suffered and treatment given _____

Give any recommendations to avoid similar accidents occurring _____

Employers report

Complete this section if the accident is reportable under the Reporting of Injuries, Diseases and Dangerous Occurrences Regulations 1995 (RIDDOR)

How was the accident reported _____

Date reported: / / Signature: _____

RIDDOR - Reporting to HSE via the Incident Contact Centre (ICC)

Death or major injury - As soon as possible by telephone and report via website or post within 10 days
Over three day injury - Report within 10 days

Dangerous Occurrence - Even if no injury is reportable, an occurrence that may have resulted in injury should be reported as soon as possible, followed by a written report within 10 days via website or postal form.

ICC details:

Telephone - 0845 300 9923 (local rate)

Fax - 0845 300 9924 (local rate)

Internet Reports - www.riddor.gov.uk or link via www.hse.gov.ukEmail - riddir@natbrit.com**Send postal forms to**

Incident Contact Centre

Caerphilly Business Park

Caerphilly CF83 3GG

IMPORTANT: Do not remove this portion until next report**Tear Off Here**

RISK ASSESSMENT FORM

LOCATION: DATE:

NAME OF ASSESSOR: ASSESSMENT NO:

DATE OF LAST ASSESSMENT: REVIEW DATE:

DATE: SIGNED:

ACTIVITY/ WORKPLACE	HAZARD	PERSONS AT RISK E.P.	SEVERITY OF HAZARD H.M.L.	LIKELIHOOD OF RISK H.M.L.	OVERALL RISK H.M.L.	CONTROL MEASURES	A/NA	FURTHER ACTION REQUIRED
Concrete column	Falling	E P	H	H	H	work from scaffold	A	No

Risk assessment is a legal requirement
Therefore must be done

E= EMPLOYERS
P= PUBLIC

KEY TO RESULT A= ADEQUATE COVER
NA=NOT ADEQUATE

REMEMBER

NEAR MISS REPORT																																	
<p>A Near Miss is an unplanned event where an Accident (ie. Injury) did not occur on this occasion but an Accident could easily occur if the same event happened again.</p> <p>REPORTING NEAR MISSES CAN PREVENT THIS HAPPENING</p> <p>Near Misses must be reported to ASAP.</p>																																	
SECTION 1 PERSON(S) INVOLVED	Name:	Signature:	Date:																														
	Name:	Signature:	Date:																														
SECTION 2 MANAGER OR SUPERVISOR	Name:	Signature:	Date:																														
SECTION 3 FULL ACCOUNT OF NEAR MISS Include details of any plant, machinery, vehicles or other equipment involved	<div>A Near Miss could have been FATAL</div> <div>CONTINUE OVERLEAF WITH FURTHER DETAILS & SKETCH IF NECESSARY</div>																																
SECTION 4 ACTIONS TAKEN TO PREVENT A RECURRENCE																																	
SECTION 5 H&S ADVISER COMMENTS AND NEAR MISS CLASSIFICATION	<table border="1"><tr><td>1</td><td>Slips, Trips & Falls</td><td>5</td><td>PPE</td><td>9</td><td>Burns</td></tr><tr><td>2</td><td>Falling Objects</td><td>6</td><td>Manual Handling</td><td>10</td><td>Plant & Tooling</td></tr><tr><td>3</td><td>Flying Objects</td><td>7</td><td>Chemical</td><td>11</td><td>Dust</td></tr><tr><td>4</td><td>Vehicular</td><td>8</td><td>Electric shock</td><td>12</td><td>Other</td></tr><tr><td colspan="2">Name:</td><td colspan="2">Signature</td><td colspan="2">Date:</td></tr></table>			1	Slips, Trips & Falls	5	PPE	9	Burns	2	Falling Objects	6	Manual Handling	10	Plant & Tooling	3	Flying Objects	7	Chemical	11	Dust	4	Vehicular	8	Electric shock	12	Other	Name:		Signature		Date:	
1	Slips, Trips & Falls	5	PPE	9	Burns																												
2	Falling Objects	6	Manual Handling	10	Plant & Tooling																												
3	Flying Objects	7	Chemical	11	Dust																												
4	Vehicular	8	Electric shock	12	Other																												
Name:		Signature		Date:																													

Task Method Statement Summary

TO BE ISSUED TO ALL PERSONNEL INVOLVED IN THE TASK,

<u>CONTRACTOR</u>	<u>Company</u>	<u>ISSUE DATE:</u> 1 3 04
<u>ISSUED BY:</u>	<u>NAME (PRINT)</u> John Jackson <u>SIGNATURE:</u> John Jackson	
<u>TASK:</u>	working from height	
<u>RISKS:</u> E.g. Falls from height, dropping materials, other trades, members of the public etc.	falls from height dropping materials etc.	
<u>PRECAUTIONS TO ELIMINATE/ REDUCE RISKS</u> E.g. Working off lightweight towers etc.	work off scaffolds etc.	
<u>METHOD OF WORK:</u> E.g. Clear area erect tower drill/fix threaded rod etc.	clear area erect scaffold etc.	
<u>SPECIAL PRECAUTIONS, INCLUDING LEAVING THE AREA SAFE:</u> E.g. Barrier off area to exclude others etc.	barrier off area to exclude others etc.	
<u>PPE. REQUIREMENTS</u> E.g. Hrd hats, masks, harnesses etc.	hard hats etc.	

I have seen and agree to abide by

SignedA.....Worker Date1/3/04


The Union

On-site learning centres

Wishes to be a **SIGN POST** showing you how, and where to get advice to enable both employer and worker to reach their full potential.

Contractors, Colleges, TUC and UCATT

UCATT's on-site learning representatives are becoming more important in enabling this to happen.



BUT

Skills for Life

People who are in need of Basic Skills tend to go into Industries where they think there is little need for them.

More and more construction workers do not have English as a first language.

**Safety training,
English for workers whose
first language is not English,
Skills for Life and computer training**

Training of learner reps to become NVQ assessors



Advise employers and workers of **TRAIN TO GAIN**

The Awarding Body
for Construction



Overcome barriers




Worker

Assessor

Translator



Encouraging teamwork
and out of hours working
delivering training



We all talk a wonderful story but
how can you help
to make a construction industry
which does its work
without killing, maiming
and damaging the health of its workforce